

01254 357000

www.fibreglassmouldings.co.uk

AFM
roof
flat roofing systems

A bit about us

Architectural Fibreglass Mouldings Ltd has been providing GRP Building Products for nearly a quarter of a century. Over the years we have continuously invested in the design, development and redesign of a new generation of GRP Building Products with the ability to re-create classic styles and traditional appearances using modern lightweight materials.

We offer a full site survey on all projects and can give full a technical specification to ensure a cost effective solution is made simple, our technical staff are always on hand to offer advice on the best solution for a particular application.

Our organisation prides itself in employing the finest craftsmen in the industry to produce very complicated GRP architectures.

About AFM Roof

AFM Roof is a permanent guaranteed solution to all your flat roof problems.

The unique, seamless fibreglass system totally eliminates all the problems and short life-span of traditional felt and bitumen materials.

AFM Roof is a specially developed Flexi-Resins system that accommodates everyday structural expansion and contraction without damage, All the components are fused together into one tough, impervious skin that lasts for decades.

AFM Roof offers you long term peace of mind and real value for money. That's why it's extensively used by local authorities, housing associations, architects and major companies, throughout the country.

AFM Roof is a tough, durable product that is ideal for walkways and balconies. It is impact and vandal resistant and is a suitable solution for any flat roof problem.

Other products


If *AFM Roof* is not suitable for your project, we have plenty more products you can choose from. Visit our website www.fibreglassmouldings.co.uk for more information.



Before AFM Roof



New plywood deck fitted



AFM Roof resins applied



After AFM Roof

Dormers



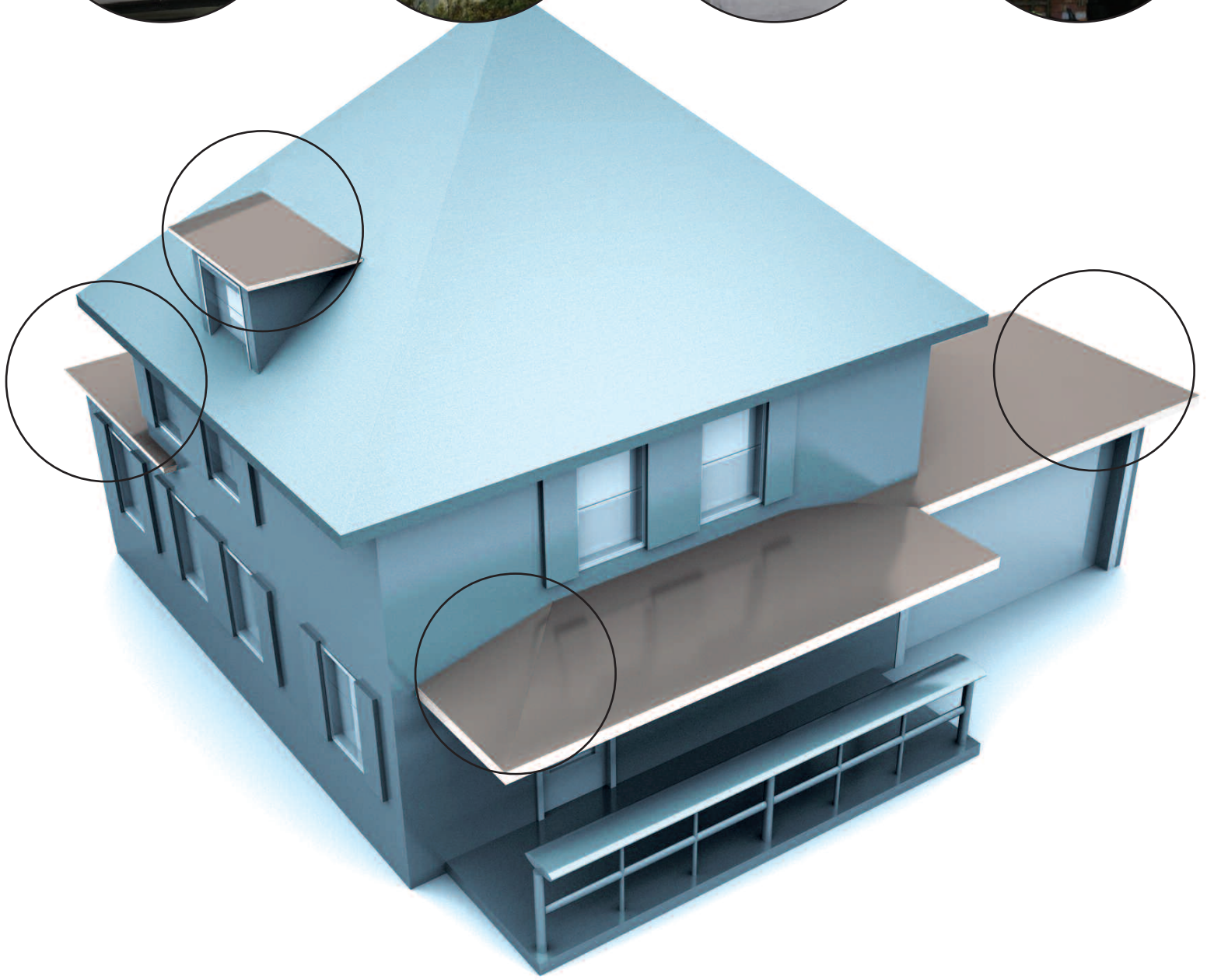
Bay Top



Garages



Extensions



Installation

The *AFM Roof* system is a complete roofing system not a coating. Our technicians will first remove all the old felt covering and fit a new deck. We use high quality exterior plywood which gives a solid, sturdy foundation to which we apply the base coat resin and preformed trims.

We next apply a layer of glassfibre then another coat of base coat resin. On top of that goes the final layer of flexible flo coat and that's it! A tough, durable roof that can withstand whatever the weather throws at it.

You can also add an optional layer of insulation which can help you save money on heating costs or replace your old fascia boards and guttering with PVC-U trims. These not only improve the look of your building but are maintenance-free too.

Warm Roof systems

Warm Roofs are the preferred method for building a flat roof. They give the best thermal performance and vapour control, but still making the most of flexible design by reducing the need for natural ventilation.

As a general rule any areas that are at high risk of condensation should have a Warm Roof.

We recommend when fixing to joist or metal decks, that a layer of plywood is incorporated to help distribute the weight if the system is being used for a walkway or balcony.



Cold Roof systems

Cold Roofs are the traditional method for constructing a flat roof. They rely on ventilation to the roof space to reduce condensation. The thermal performance achievable is also restricted, based on the size of the roof members.



There are a number of places where cold roof designs are commonly used. For example in refurbishment projects if constraints such as existing window heights do not permit conversion to a warm roof: or in new build situations where adequate insulation and ventilation can be achieved, such as a mansard roof, insulated at ceiling level.

A minimum of 50mm ventilation space is required between the insulation and the underside of the roof deck. As a minimum this should be ventilated at both ends of the roof structure.



AFM FLO COAT

A unique combination of flexibility, toughness and weather-resistance.

FLEXI-RESIN B

Another exclusive resin, which is also flexible so highly impact-resistant.

AFMMAT

A reinforcing glass fibre mat, which gives the system its strength.

FLEXI-RESIN A

Applied either side of the matting, it penetrates down into the decking to chemically bond with Flexi-Resin B to forming a single membrane.

DECKING

18mm approved plywood.

Hassle free installations

We only use company trained technicians to give you the best possible installation. Our technicians are fully trained by us, so we can give you a consistent quality of installation.

20 year Guarantee

We are so confident about *AFM Roof* that every installation comes with a 20 year guarantee, to give you total peace of mind. All our products are manufactured to the highest standards using the best quality raw materials and highly experienced personnel.



AFM Roof from Architectural Fibreglass Mouldings Ltd
Globe Works
Richmond Street
Accrington
Lancashire
BB5 0RH

T: 01254 357000
F: 01254 357011

www.fibreglassmouldings.co.uk
info@fibreglassmouldings.co.uk



Specifications for flat roofs

In order to ensure that your AFM Roof system will last a life time and provide a totally waterproof solution, we take many steps in the application process.


A typical flat roof job specification would be:

1. All existing stone chippings, etc. will be cleared from the roof area. Substrate, usually chipboard, will then be stripped to expose the main roof joists or good quality ply will remain in situ to avoid internal damage.
2. Roofs suffering from poor drainage will be dealt with, usually by the use of timber furring pieces fitted to existing joists to give a fall to the new deck.
3. The roof area will then be re-decked with 18mm exterior grade plywood which will be securely anchored with the relevant fixings.
4. Specially made, pre-moulded, edging trims, wall fillets, gully mouldings will be fixed in position.
5. Glassfibre mat will be tailored to fit the whole roof area. The mat will then be impregnated with polyester resin onto the new deck to form a seamless GRP membrane.
6. Once curing time has elapsed, usually between 1-4 hours depending on ambient temperature, a polyester resin Coloured Top Coat will be applied to the whole roof area.
7. Where a flat roof meets a brick wall, a chasing will be cut into a chosen coarse approximately 1.5" deep. A glassfibre or lead flashing will be tailor made to fit into the chasing. The chasing will then be re-pointed with appropriate sealant.
8. Where a flat roof meets a tiled roof, as in the case of a dormer construction, Glassfibre membrane will be extended up and under the tiled roof area between 6-12".
9. All waste material and debris will be removed from site by our staff.
10. Finally the owner will be issued with a 20 year Guarantee.

1 Remove Existing chippings,



2 Install Timber Furrings,



3 Install New Deck,



4 Install Edging Trims



5 Lay Glassfibre,



6 Impregnate Resin in to Glassfibre,



7 Cured Seamless Roof,



8 Completed Top Coated Roof.

